

# FORMULATION DEVELOPMENT OF ENTERICALLY PROTECTED SPRAY DRIED DISPERSIONS OF ADRULIPASE

W0930-01-02

Heta Desai<sup>1</sup>, Daniel Conlon<sup>1</sup>, Anthony Brown<sup>1</sup>, Alexander Draganov<sup>1</sup>, Frank Tagliaferri<sup>1</sup>, Dinesh Srinivasan<sup>2</sup>, Matt Brieger<sup>2</sup>, Ted Stover<sup>2</sup>

<sup>1</sup> Pace Life Sciences, 19 Presidential Way, Woburn, MA 01801 ; <sup>2</sup>First Wave BioPharma, 777 Yamato Road, Suite 502, Boca Raton, FL 33431



CONTACT INFORMATION: Ted Stover (tstover@FirstWaveBio.com)

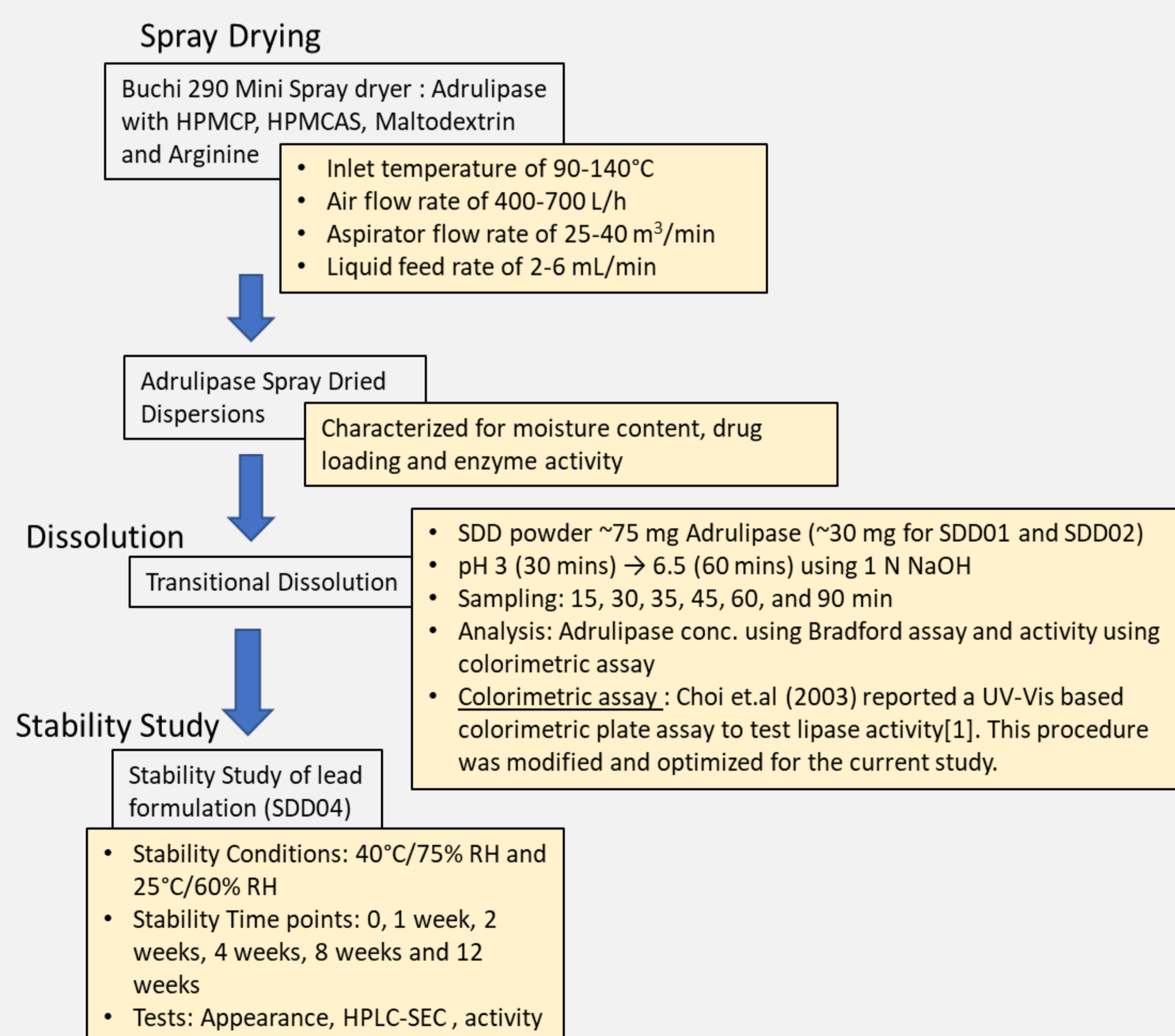
## PURPOSE

- Oral Delivery of proteins and peptides is challenging due to their poor stability in the GI tract (esp. acidic conditions).
- Deficiency of pancreatic lipase leads to a condition called exocrine pancreatic insufficiency (EPI). Administration of porcine pancreatic enzyme replacement therapy (PERT) remains the primary treatment option for patients with EPI.
- Adrulipase, a recombinant non-porcine lipase is currently in development for the treatment of EPI.
- In the present study, several formulations of Adrulipase combined with an enteric polymer, as a spray dried dispersion (SDD), were evaluated to achieve an optimal delayed release profile while retaining Adrulipase activity. A stability study of the selected lead SDD was also conducted.

## OBJECTIVE(S)

- Evaluate spray dried dispersion formulations of Adrulipase to select a lead formulation optimized for acid protection and dissolution profile for further development.
- To evaluate the stability of lead formulation.

## METHOD(S)



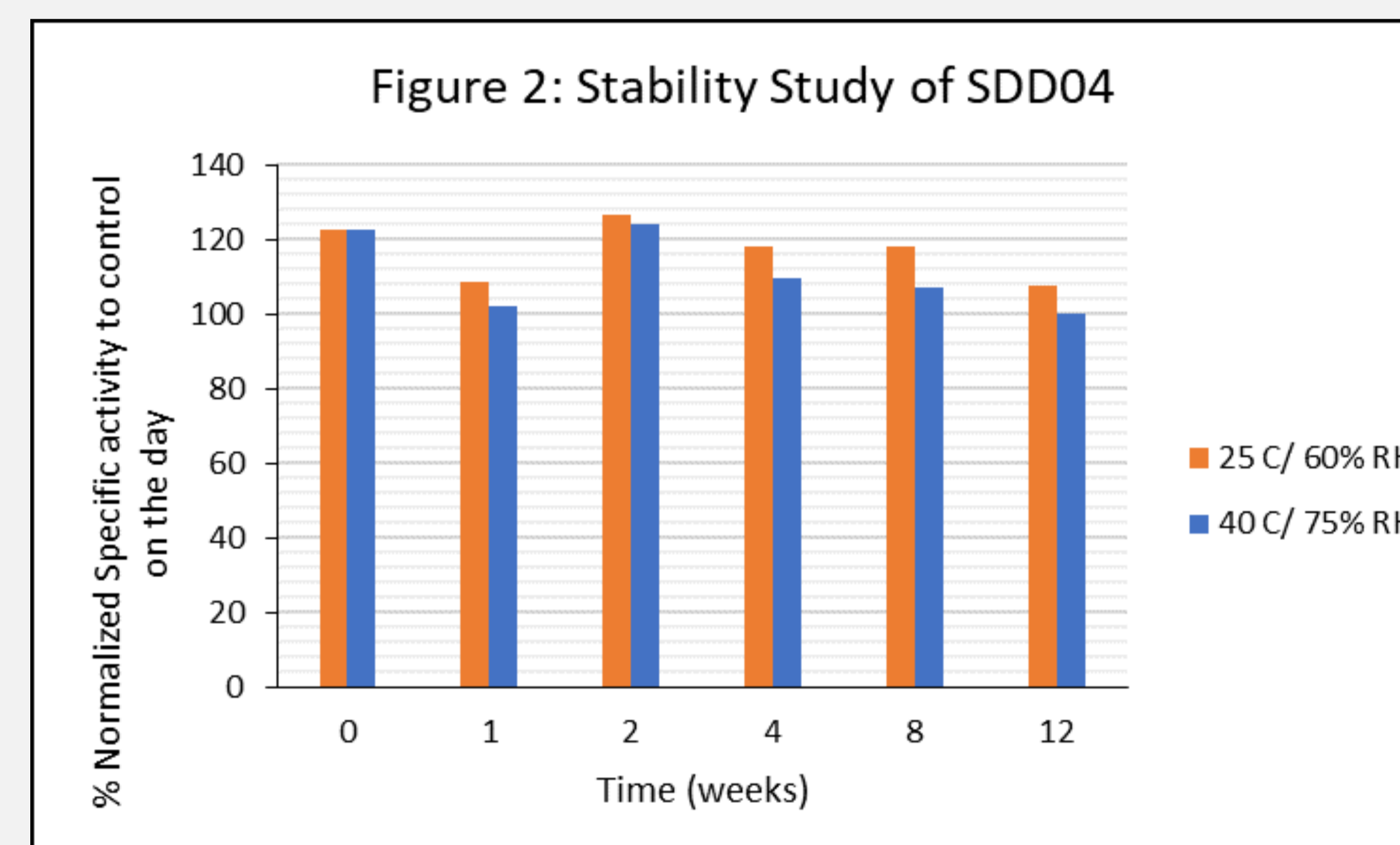
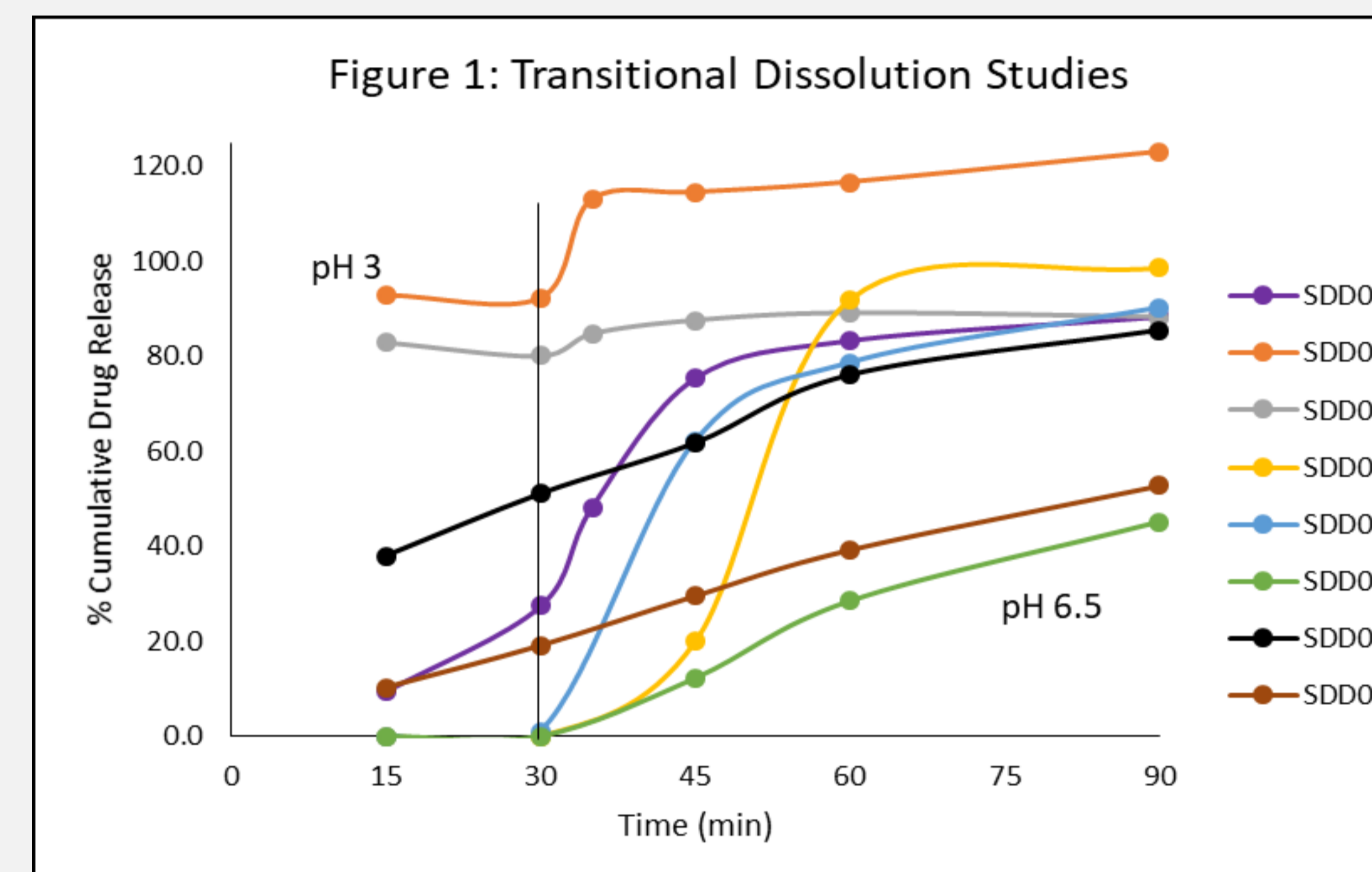
## RESULT(S)

### ➤ Spray Drying and Transitional Dissolution :

- Adrulipase showed similar enzymatic activity before and after spray drying, with and without an enteric polymer.
- SDD02 and SDD03 contained no enteric polymers (>80% release at pH 3, Fig 1).
- SDD containing arginine (SDD07) showed incomplete release at pH 6.5 versus SDD containing maltodextrin (SDD04) at similar drug load.
- A sticky mass was observed on dissolution of SDDs containing arginine as matrix, which might be due to the formation of enzyme-arginine agglomerates. Maltodextrin was thus found to be a better stabilizer for Adrulipase compared to arginine.
- API was spray dried with HPMCP only, in an attempt to maximize drug load, however the drug release from the SDD was slow and incomplete (SDD09).
- HPMCP provided better enteric protection than HPMCAS (SDD04 versus SDD08, 0-10% versus ~40% release at pH 3) at similar concentration and drug loading. This might be due to the difference in the structure of drug-polymer-stabilizer matrix formed upon spray drying.

### ➤ Lead Formulation :

- SDD04** was selected as the lead for further development of a capsule dosage form.
- The % spray dried yield was approx. 65-70%, contained approximately 50% drug load, was fully protected at pH 3, and retained activity even after 90 minutes under dissolution conditions. No significant change in HPLC-SEC peak area as well as activity was observed on storage of the material at both stability conditions (Figure 2). No additional impurities/ increase in existing impurities was observed during the testing period.



Name	Composition
SDD01	API, Maltodextrin, HPMCP
SDD02	API, Maltodextrin
SDD03	API, Maltodextrin
<b>SDD04</b>	<b>API, Maltodextrin, HPMCP</b>
SDD05	Spray dried API (no excipients)
SDD06	API, Arginine, HPMCP
SDD07	API, Arginine, HPMCP
SDD08	API, Maltodextrin, HPMCAS
SDD09	API, HPMCP

## CONCLUSION(S)

- Nine Adrulipase spray-dried dispersions (SDDs) containing various excipients (HPMCP, HPMCAS, maltodextrin and arginine) were prepared and characterized.
- With the goal to generate drug product with a delayed release profile and the highest possible Adrulipase loading, formulation **SDD04** was selected as the lead formulation for further development.
- SDD04** showed delayed release profile, offering the best protection at acidic pH and rapid release under intestinal conditions, as well as minor loss of activity over 1) 3-month stability assessment (25°C and 40 °C) and 2) formulation processing activities (granulation).
- Granulation to improve flowability and better retention of enzymatic activity during dissolution has been completed and Investigational Medicinal Product (IMP) is being manufactured for clinical study.
- SDD of enzymes with a stabilizing agent and an enteric polymer may provide a novel approach to enable oral delivery of peptides and proteins as therapeutics.

## REFERENCE

- Choi, S. J., Hwang, J. M., & Kim, S. I. (2003). A colorimetric microplate assay method for high throughput analysis of lipase activity. *RMB Reports*, 36(1), 117-120

